

Investment market in Poland

Summary of 2019

Last year brought yet another record on the Polish investment market. Throughout 2019, total transaction volume amounted to 7.8 billion euros and was higher than in 2018 (7.2 billion euros). Thus, Poland has once again proved that it is an attractive and increasingly more liquid market.

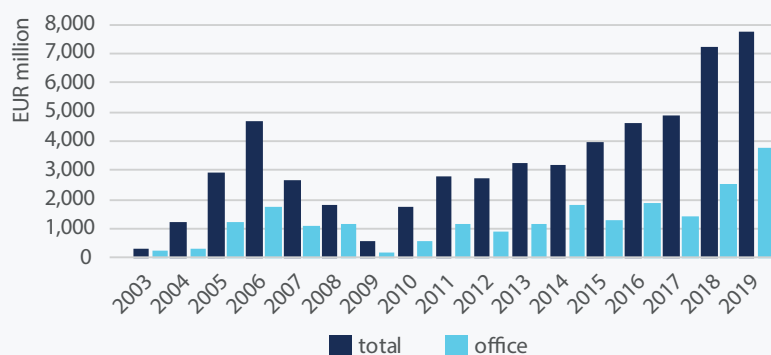
Half of the total transaction volume was generated by offices, which are becoming more and more sought after by investors each year. In 2017, the value of office buildings sold amounted to 1.4 billion euros, in 2018 it was 2.8 billion euros, and last year it was already 3.9

billion euros. A significant contribution to the total office volume is a growing interest in the regional markets of Kraków, Wrocław, Tri-City and other regions, which in 2019 accounted for 37% of the total office volume, i.e. 1.4 billion euros.

€ 7.8 BILLION
record high total volume

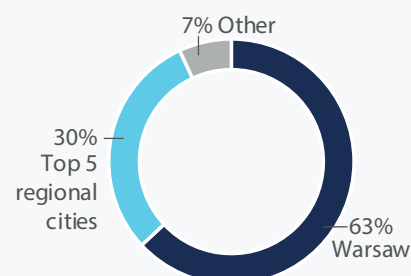
INVESTMENT VOLUME DOUBLED
in the last 4 years

Investment volume in Poland over the years



Source: Avison Young

Office investment volumes in 2019



Source: Avison Young

Older properties gaining interest

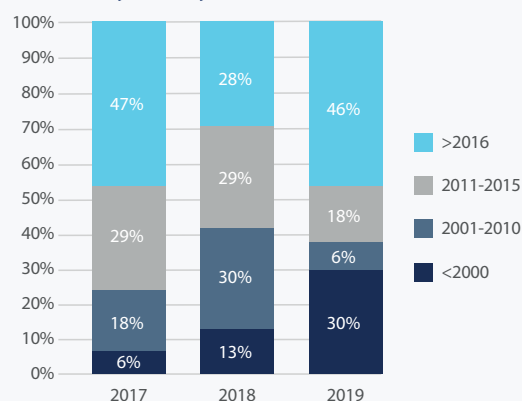
Investors value Poland for its excellent development prospects. High demand for office space means that although 1.6 million sqm of new office space is currently under construction, planned to be completed in the years 2020-2021, it will not exert a negative effect on the vacancy rate. Instead, it will provide new investment products to the market.

An interesting phenomenon that can be observed on the Warsaw office market is a steady increase of interest in the buildings built prior to 2000. In 2017, the share of total volume of such properties was only 6%, and in 2019 it reached 30%, i.e. 1.4 billion euros. Partly due to the increase in real estate prices, purchasers are more willing to look at

older buildings, hoping for value-add returns. Moreover, the older properties are predominantly buildings that have undergone renovations and offer a high standard of lease in a very good location, such as Warsaw Financial Center or Warsaw Trade Tower.



Office buildings investment volume by their year of construction



Source: Avison Young

Warehouse boom at the cost of retail

The share of retail properties in the total transaction volume has decreased over the past years. Back in 2017, retail accounted for 44% of all transactions; today it is at mere 25%. This complies with a global trend of turning away from retail triggered by changes taking place in a society and its shopping habits, namely a growing e-commerce market and a tendency to shop in the vicinity of one's place of residence [convenience retail].

The biggest beneficiaries of this tendency are warehouses whose numbers are growing rapidly, in light of a very high demand from e-commerce tenants and a thriving economy. Currently, there are ca. 1.8 million sqm of warehouse space under construction, which constitutes

ca. 10% of the total supply. This boom in the warehouse market is also reflected in the demand from investors, especially from the Far East, whose share in the investment volume continues to grow. Last year, Asian investors were responsible for the transactions of 1.5 billion euros which constitutes 38% of the value of all warehouses. With the development of the market and establishment of new categories within a sector [city warehouses, cross-docks, typical build-to-suit, more specialised - production assets leased for long term] we observe the emergence of specialized investors focused on particular categories of the warehouse investment product.

**BUILDINGS BUILT BEFORE 2000
IN FOCUS**
in the Warsaw office market

**CEE INVESTORS
(HUNGARY, CZECHIA, SLOVAKIA)**
coming into Polish market

**GROWING DEMAND FROM
ASIAN CAPITAL**

**EMERGENCE OF SPECIALIZED
INVESTORS**

Retail parks growing stronger

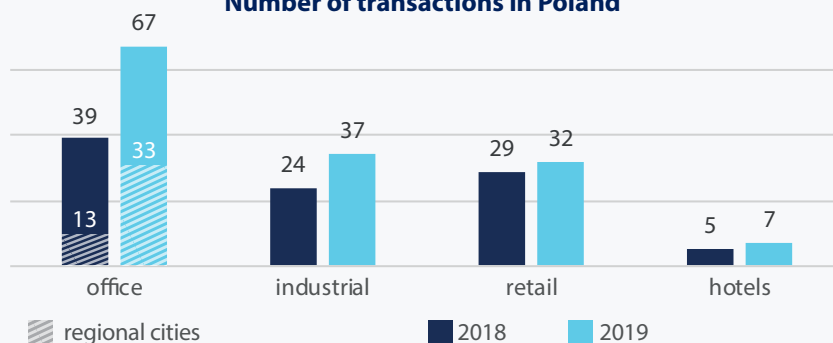
Trends in the retail market described above, combined with a growing purchasing power of inhabitants of smaller towns, result in the dynamic development of retail parks, which in recent years have become an attractive segment, offering rates of return of 8-9%.

In the years 2015-2017, transactions of retail parks amounted to only 1% of the total value of sold retail schemes. In the years 2018-2019, this percentage increased to 4%. This is still marginal value with regards to the total retail investment volume, but definitely worth

noting as these 4% constitute 1/4 of the total amount of retail transactions closed in 2019 (8 of 32).

Due to the above mentioned factors and after many meetings with the investors, we see that this product is sought after and will be even more.

Number of transactions in Poland

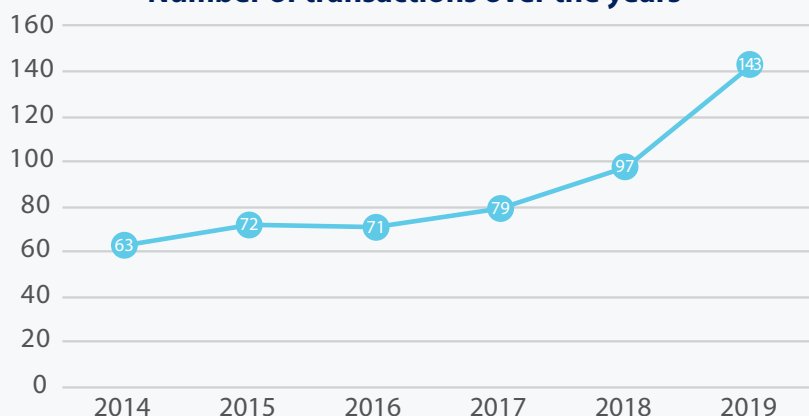


Source: Avison Young

Growing liquidity

We have also recorded an increase in total number of transactions - in 2019 there were 143, and in 2018 and 2017 respectively 97 and 79. Higher level of liquidity is always welcomed by investors who are confident that an exit from investment would not be a challenge.

Number of transactions over the years



Source: Avison Young

DYNAMIC DEVELOPMENT OF RETAIL PARKS

LIQUIDITY IS GOOD

amount of transactions in the last 2 years doubled

EUR 1.5 B

transactions to be closed in Q1 2020

2020 estimations

According to our calculations, in the first quarter of 2020 transactions worth approx. 1.5 billion euros are planned to be finalised and, traditionally, office buildings will dominate. Analysing other transactions that are currently underway and properties that may be completed in 2020, we believe that this year will be comparable to the previous year in terms of investment volume and will exceed 7 billion euros for the third time in a row.

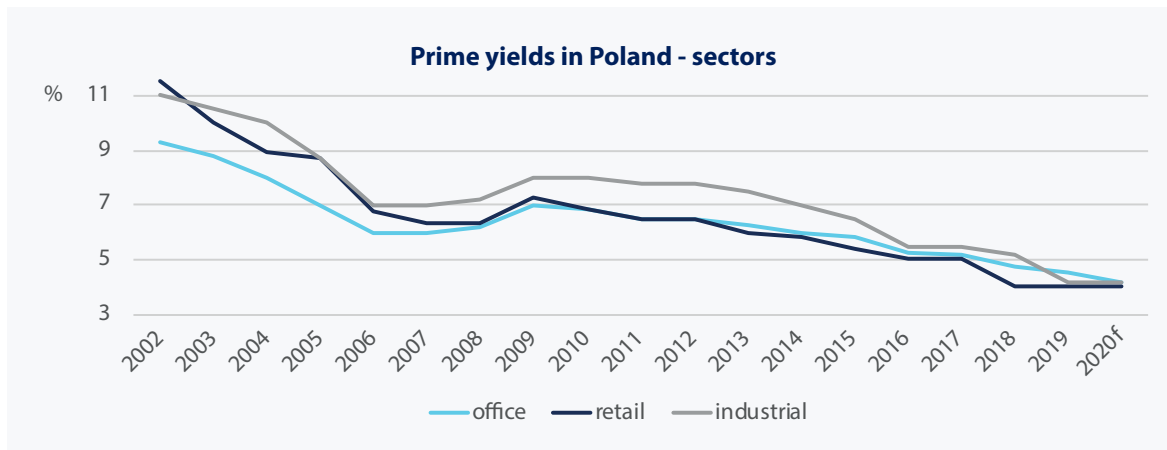


Further yield compression

We are observing further compression of yields in the market. In 2019, prime office buildings achieved yields of 4.5%. Moreover, there is a significant transaction scheduled to be completed in 2020 at a rate of 4.2%. Increased demand for office buildings will put

the pressure on further compression of yields in this sector. In the warehouse segment, a record deal was noted in which a Chinese investor purchased a logistics centres fully leased by Amazon for a price corresponding to capitalisation rate of 4.25%.

However, typical new multi-let industrial schemes are being sold for ca. 6.25% - 6.50% depending on the volume. There were no prime retail assets transactions on the retail market last year.



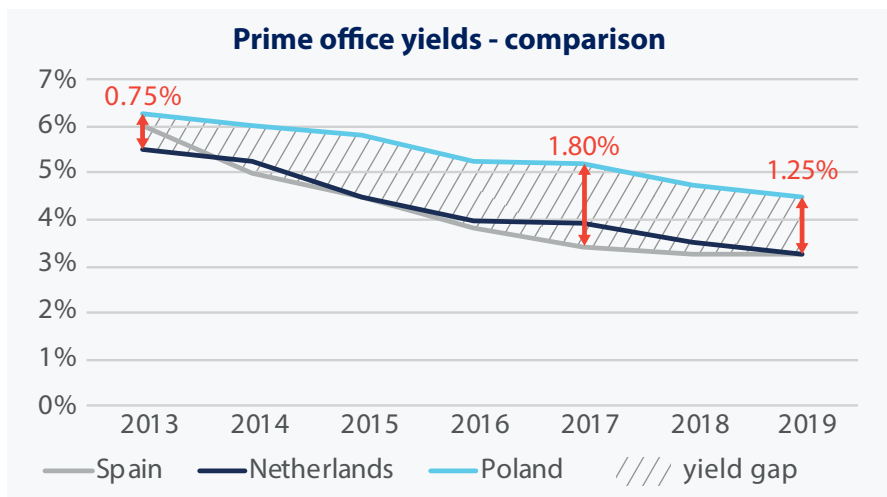
Higher returns

Yield compression has been observed in all European markets, with the pace being higher in Western countries. In 2013 the yield gap in the office sector between Poland and comparable countries such as Spain or the Netherlands amounted to 0.75%, and

in 2017 it was already 1.80%. Currently, the yield gap is 1.25% and further decrease is expected. As a result, we anticipate that yields in Poland's office sector may fall to 3.75-4% in the coming years, continuing to offer higher returns than Western markets.

EXPECTED FURTHER YIELDS COMPRESSION

YIELD GAP COMPARED TO WESTERN EUROPE
declining



Avison Young
ul. Twarda 18
00-105 Warsaw
avisonyoung.pl

in Follow us.

**AVISON
YOUNG**

